

What you need, simplified.

Our pre-assembled fuel trains and complete BMS skid packages provide efficient plug and play solutions.

By streamlining and standardizing our fuel trains, we've simplified the process of procurement, ordering and installation. Our optimized fuel train designs ensure you'll receive a premier solution from the standalone experts in burner management.

Profire's Inline Fuel Train Solutions are designed with the following features:

- Temperature control
- Main regulator
- Z21.21, 6.5 C/I approved solenoids
- 2000 WOG stainless ball valves
- 2000 PSI SA105 fittings
- 316 stainless dual ferrule tubing
- Liquid-filled pressure gauges
- Pre-assembled for quick install



401AP offers the complete package in safety and control for 0-5 MMBTU applications.

- Double-block main shutdown
- VM80 4-20 mA actuated TCV (soft or low fire start)
- Z21.21, 6.5 C/I approved solenoids
- Main and pilot regulators
- 2000 WOG stainless ball valves



HBB is our classic design, offering on/off control as well as a safe, soft start.

- Double-block main shutdown
- Slow-opening TCV for soft start-up
- Z21.21, 6.5 C/I approved solenoids
- 2000 WOG stainless ball valves




HCC features single-block shutdown with pneumatic block backup.

- Single-block main shutdown
- Slow-opening TCV for soft start-up
- Z21.21, 6.5 C/I approved solenoids
- Main and pilot regulators
- 2000 WOG stainless ball valves




HBS offers double-block main shutdown. The first solenoid doubles as the pilot solenoid.

- Double-block main shutdown
- Slow-opening TCV for soft start-up
- Z21.21, 6.5 C/I approved solenoids
- 2000 WOG stainless ball valves



HMC is designed for smaller heaters using a single, combined pneumatic block.

- Single pneumatic block
- Slow-opening TCV for soft start-up
- Z21.21, 6.5 C/I approved solenoids
- Main and pilot regulators
- Low power draw



IDB is designed for cold climate applications using wet, low-quality fuel gas. Double block.

- Double-block main shutdown
- Pre-built with Y-Strainer
- Z21.21, 6.5 C/I approved solenoids
- VM80 4-20 mA actuated TCV



ISB is designed for cold climate applications using wet, low-quality fuel gas. Single block.

- Single-block main shutdown
- Pre-built with Y-Strainer
- Z21.21, 6.5 C/I approved solenoids
- Main and pilot regulators

	401AP	HBB	HBS	HCC	HMC	IDB	ISB
PRECISE TEMP CONTROL	●	○	○	○	○	●	●
ON/OFF TEMP CONTROL	n/a	●	●	●	●	n/a	n/a
BTU RANGE (UPPER LIMIT)	5 MM	5 MM	3.5 MM	1.5 MM	750 K	1 MM	500 K
MAIN SHUTDOWN	Double	Double	Double	Single	Single	Double	Single
MAIN REGULATOR	●	●	●	●	●	●	●
PILOT REGULATOR	●	●	●	●	●	n/a	n/a
Y-STRAINER	○	○	○	○	○	●	●
VM80, 4-20MA TCV	●	○	○	○	○	●	●
PILOTLESS	n/a	n/a	n/a	n/a	n/a	●	●
STANDARD ELECTRICAL	●	●	●	●	●	n/a	n/a
QUICK DISCONNECT	○	○	○	○	○	●	●
SOLENOIDS Inline, gas rated, 6.5 C/I approved	●	●	●	●	●	●	●
BALL VALVES 2000 WOG stainless steel	●	●	●	●	●	●	●
FITTINGS - CERTIFICATION 2000 PSI, SA105	●	●	●	●	●	●	●
FITTINGS - MATERIAL 316 stainless dual ferrule tubing	●	●	●	●	●	●	●
PRESSURE GAUGES Liquid-filled, stainless by stainless	●	●	●	●	●	●	●

KEY ● Standard ○ Available n/a NOT Available (C) Carbon Steel (A) Aluminum

Pre-built packages

Each of our assembly options are customizable to fit your specific needs. All options are available with PF3100, PF2100, and PF1800 BMS controllers.


Assembly options detailed below:

- FULL SKID STAND** 1 controller, 1 fuel train
- DOUBLE SKID STAND** 2 controllers, 2 fuel trains
- QUICK STAND** 1 controller, 1 fuel train


QUICK STAND



FULL SKID STAND



DOUBLE SKID STAND



	401AP	HBB	HBS	HCC	HMC	IDB	ISB
FULL SKID STAND Carbon Steel or Aluminum	○	○	○	○	○	○	○
DOUBLE SKID STAND Carbon Steel or Aluminum	○	○	○	○	○	○	○
QUICK STAND	n/a	n/a	○	○	○	n/a	n/a
FUEL TRAIN ONLY	●	●	●	●	●	●	●

ASSEMBLY

Industry-leading controllers

Automate burner management with a Profire BMS controller. When coupled with an Inline Fuel Train, Profire BMS controllers can aid in improving safety, efficiency and cost-reduction.



PF3100 is a modular solution for complex, dynamic applications.

- Multi-pilot support
- Multi-burner support
- Proprietary communications network
- Field upgradeable firmware



PF2100 is our most popular BMS, capable of managing a wide array of appliances.

- User-friendly display and interface
- Integrated with top safety features
- Auto ignition and re-light with proven spark
- Multiple expansion cards available

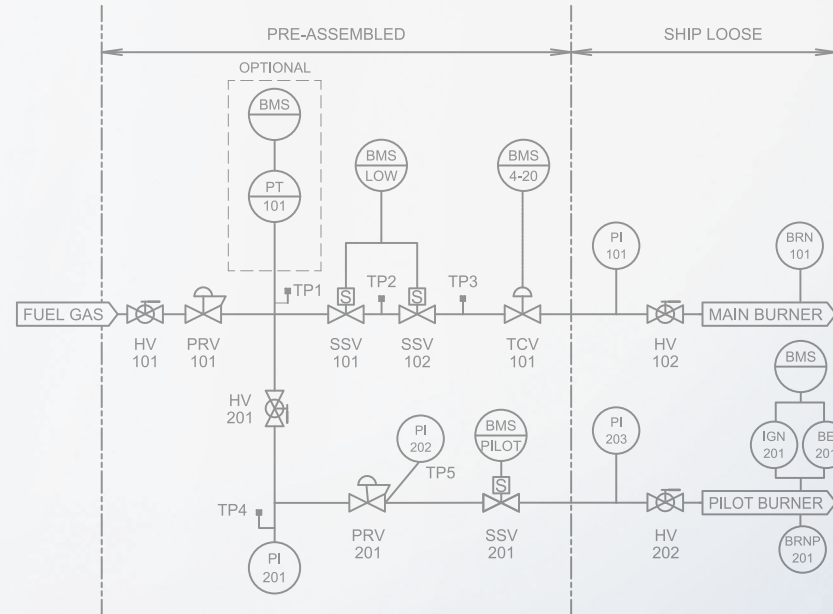


PF1800 helps oilfield professionals meet basic burner management needs.

- Dual processor for failsafe operations
- Remote start / stop
- Advanced flame detection circuit
- High temperature shutdown

One size doesn't fit all.

We know that every situation is unique. For those with a custom or special requirements, our team of engineers stands ready to design a custom solution, perfectly tailored to your application.



EXAMPLE P&ID SHOWN ABOVE
(401AP FUEL TRAIN)



PROFIREENERGY.COM

PROFIRE

INLINE FUEL TRAIN SERIES

